

# ComfiMotion Collection

Luxurious adjustable bed collection for an enhanced sleeping experience



 aspire ComfiMotion®

# ComfiMotion collection

We believe that creating a supportive and luxurious sleep environment can significantly improve health and wellbeing.

Our ComfiMotion Collection is designed to blend seamlessly into the home environment, whilst improving comfort and independence.

---


## Create Your ComfiMotion



Bed Function



Headboard Style



Mattress Support



Accessories

© Aidacare Pty Ltd 2024.

No part of this brochure may be copied, distributed, reproduced, scanned or stored on any electronic database, whether in whole or in part in any form or by any means.

Due care has been taken to ensure all the information contained in this brochure is correct at the time of printing. All measurements, pictures, colours and weight capacities are to be used as a guide only. We reserve the right to modify the design or appearance of any product displayed in this brochure without prior notice.

ComfiMotion is a registered trademark of Aidacare Pty Ltd.

# Activ Care

## Ultra Low Adjustable Bed

Function & Style Support



### Supporting the modern, independent lifestyle.

The Activ Care bed combines the best of in-home care, functionality, positioning and low height safety with luxurious and contemporary style for enhanced comfort, care and wellbeing.

#### Features

- **Ultra Low Height:** Minimum platform height of 195mm reduces falls risk, improving user safety.
- **Customisable Safe Entry/Exit Height:** Programmable single button press ensures perfect bed height to maximise independence.
- **Underbed Clearance:** Provides clear access for patient lifters and overbed tables.
- **Battery Backup:** Provides confidence and maintains independence during power outages.
- **Night Assist:** Luminous underbed halo for safe entry and exit.
- **Illuminated Handset:** Large button interface is intuitive and highly visible at all times.
- **Massage:** Relaxing vibration modes for personalised neck, shoulder and back relief.

### Functions

**Hi-Lo Functionality:** Assists with manual handling and helps to mitigate fall risks.

**Head Tilt:** Relaxes neck muscles, providing optimal support whilst reading or watching TV.

**Back Raise:** Improves postural support and can ease symptoms of reflux, respiratory conditions, snoring and sleep apnoea.

**Auto-Regression in the Backrest:** Stops the user sliding down the bed during movement while improving comfort and maximising pressure redistribution.

**Clinical Positioning:** One touch raises back and legs to alleviate cardiac exertion, improving resting comfort.

**Leg Raise:** Promotes circulation, relieving tired, swollen, fatigued or painful limbs.

**Memory Function:** Allows the user to set and return to their preferred position at any time with one click of a button.

**Zero Gravity:** Helps to relax the circulatory system and muscles of the lower back.

**Seated Position:** Assists with bed entry and exit and upright dining.

**Trendelenburg (and Reverse):** Can assist care givers when repositioning a user\*.

**Lockable Castors:** Eight heavy duty dual castors.

### Upholstery



Portobello Grey

### Sizes (Length x Width x Height Range)

**Long Single**  
2030 x 920 x 195 – 700mm **BEB046740**

**King Single**  
2030 x 1070 x 195 – 700mm **BEB046750**

**Long Double**  
2030 x 1370 x 195 – 700mm **BEB046760**

**Queen**  
2030 x 1520 x 195 – 700mm **BEB046770**



▲ Companion Sleeping  
See Configurations section for more companion options.



**10** YEAR LIMITED WARRANTY

SWL  
**250kg**  
LS & KS

SWL  
**360kg**  
LD & Q

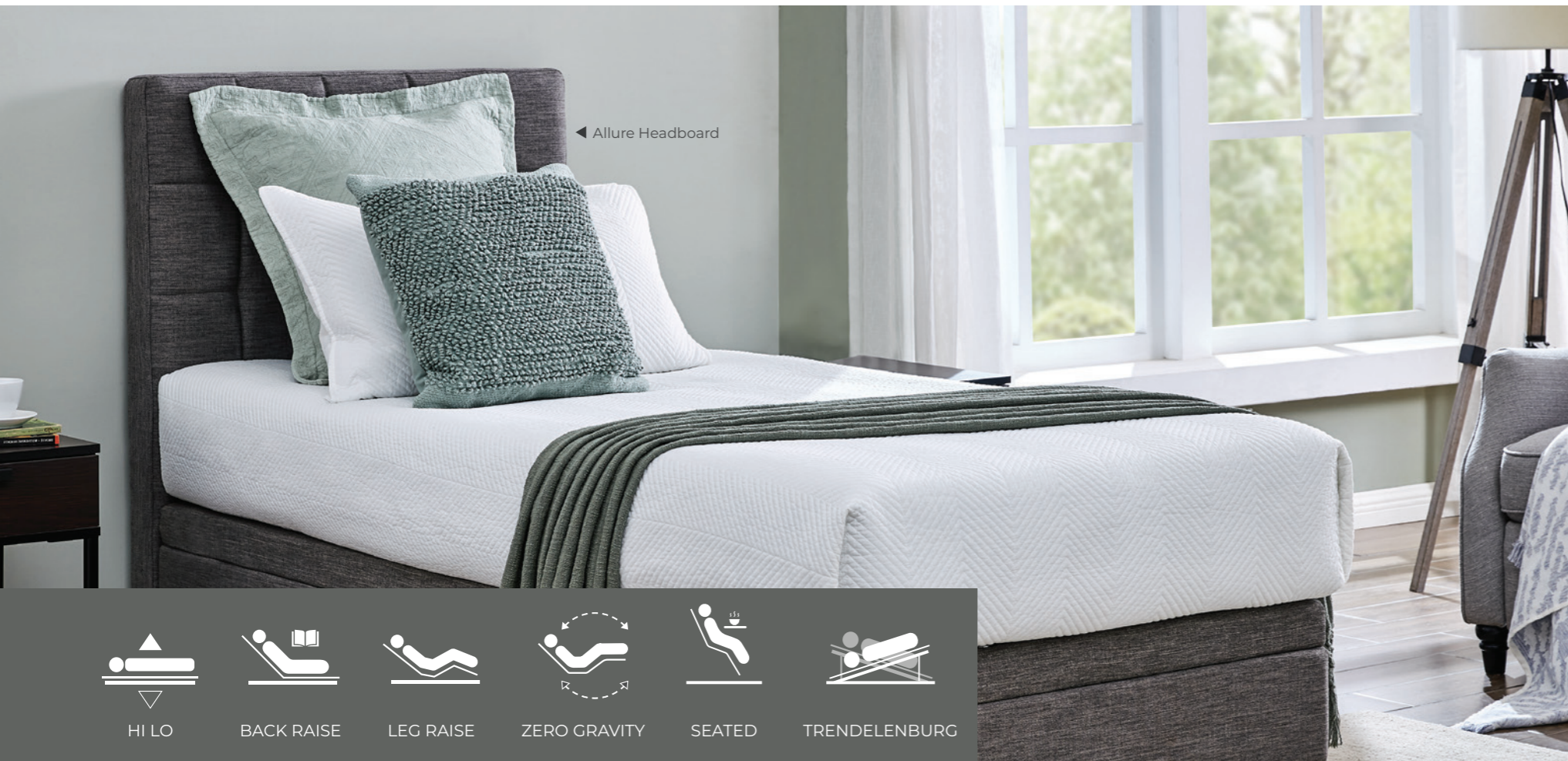
\*Carers should seek advice from a trained Allied Health professional for correct manual handling techniques.

Visit [comfirmotion.com.au](http://comfirmotion.com.au) for Limited Warranty T&Cs

# Care

## Adjustable Bed

Function & Style Support



### For comfort you deserve.

The Care adjustable bed blends seamlessly into the home without compromising on the therapeutic needs of the user or safety of partners or carers. Select from multiple position options designed to maximise independent mobility and improve sleep quality.

### Features

- **Night Assist:** Luminous underbed halo for safe entry and exit throughout the night.
- **Illuminated Handset:** Large button interface is intuitive and highly visible at all times.
- **Enclosed Frame Design:** Ensures optimal positioning when getting into bed and safely covers the moving base platform.
- **Safe-Lowering Technology:** Ensures that back, leg and Hi-Lo functions only lower under the force of gravity, reducing potential for accidents or injuries.
- **Box-on-Box Design:** Facilitates easier entry and exit and allows true flush positioning of beds in companion or dual adjustable bed configurations.



HI LO



BACK RAISE



LEG RAISE



ZERO GRAVITY



SEATED



TRENDELENBURG

### Functions

**Hi-Lo Functionality:** Assists with manual handling and helps to mitigate fall risks.

**Back Raise:** Improves postural support and can ease symptoms of reflux, respiratory conditions, snoring and sleep apnoea.

**Clinical Positioning:** Raises back and legs to alleviate cardiac exertion, improving resting comfort.

**Lockable Castors:** Four heavy duty castors.

**Leg Raise:** Promotes circulation, relieving tired, swollen, fatigued or painful limbs.

**Zero Gravity:** Helps to relax the circulatory system and muscles of the lower back.

**Seated Position:** Assists with bed entry and exit and upright dining.

**Trendelenburg (and Reverse):** Can assist care givers when repositioning a user\*.

### Upholstery



Portobello Grey

\*Carers should seek advice from a trained Allied Health professional for correct manual handling techniques.

### Variable Bed Height Options



Low Height  
280 – 580mm  
with Low Profile  
Bed Legs



Standard  
350 – 650mm  
with Standard  
Castors



Accessibility  
400 – 700mm  
with Large  
Castors (optional)



▲ Companion Sleeping



### Sizes (Length x Width x Height Range)

**Long Single**  
2030 x 920 x 280 – 580mm<sup>1</sup> BEB046720

**King Single**  
2030 x 1070 x 280 – 580mm<sup>1</sup> BEB046730

1. With Low Profile Bed Legs.



Visit [comfirmotion.com.au](http://comfirmotion.com.au) for Limited Warranty T&Cs

# Relax

## Fixed Height Adjustable Bed

Function & Style Support



### Supporting the modern, independent lifestyle.

The Relax Bed has a fixed base and combines luxurious finishes with multiple positioning and therapeutic functions to support users and carers alike.

#### Features

- **Night Assist:** Luminous underbed halo for safe entry and exit throughout the night.
- **Massage:** Relaxing vibration modes for personalised neck, shoulder and back relief.
- **Press & Hold Safety Handset:** Intuitive, large button interface enhances usability.
- **Box-on-Box Design:** Facilitates easier entry and exit, allowing true flush positioning of beds in companion or dual adjustable bed configurations.
- **German Engineered Motors:** For smooth, quiet adjustment.
- **Personalised Positioning:** Hand control allows users to find their perfect position to maximise comfort and relaxation.
- **USB Charge:** Connect and charge your devices conveniently.



### Functions

**Head Tilt:** Relaxes neck muscles, providing optimal support whilst reading or watching TV.

**Back Raise:** Improves postural support and can ease symptoms of reflux, respiratory conditions, snoring and sleep apnoea.

**Leg Raise:** Promotes circulation, relieving tired, swollen and/or painful limbs.

**Zero Gravity:** Helps to relax the circulatory system and muscles of the lower back.

**Memory Function:** Allows the user to set and return to their preferred positions at any time with one click of a button.

### Upholstery



Portobello Grey

### Sizes (Length x Width x Height Range)

**Long Single**  
2030 x 920 x 280 – 700mm **BEB046900**

**King Single**  
2030 x 1070 x 280 – 700mm **BEB046910**

**Long Double**  
2030 x 1370 x 280 – 700mm **BEB046920**

**Long Queen**  
2030 x 1520 x 280 – 700mm **BEB046930**



▲ Companion Sleeping  
See Configurations section for more companion options.



**10** YEAR LIMITED WARRANTY



Visit [comfirmotion.com.au](http://comfirmotion.com.au) for Limited Warranty T&Cs


# Mattresses

## Engineered for Motion


Our ComfiMotion Pocket Spring and Memory Foam mattresses are designed with the flexibility to follow the contouring profile of an adjustable bed.

### Pocket Spring


The ComfiMotion Pocket Spring mattress offers zoned support springs that respond and contour to the individual body shape to improve comfort, maximising support and sleep quality.




**Transitional Layered Pocket Springs** arranged in weight activated support zones.



**Integrated Side-Walls** create roll resistance at the bed edge and provide extra rigidity to ease bed entry and exit.



**Luxuriously Soft Pillowtop Layer** provides a plush immersive feeling complimented by the responsive pocket springs.




▲ Pocket Spring Mattress


▲ Classic Memory Foam Mattress

### Classic & Pressure Care


The ComfiMotion Classic and Pressure Care are memory foam mattresses that contour to the user's body, providing personalised comfort and transitional pressure relief. Integrated side-walls increase roll resistance at the bed edge and assist users, partners or carers with extra rigidity to ease bed entry and exit.




**Contoured Immersion:** Specially layered memory foam provides contoured immersion for support and pressure relief.




**Superior Breathability:** Up to 8x more breathable than conventional memory foams.



**Anti-microbial:** Environmentally safe treatment is added to the foam which reduces odours and kills 99.9% of bacteria.



**Pressure Care Incontinence Cover**  
Breathable, 4-way stretch waterproof cover to reduce shear, friction and maintain skin micro-climate.



**Integrated Side-Walls** create roll resistance at the bed edge and provide extra rigidity to ease bed entry and exit.

### Pocket Spring

(Length x Width x Height)

**Pocket Spring Mattress – Long Single**  
2030 x 920 x 240mm [BEM469800](#)

**Pocket Spring Mattress – King Single**  
2030 x 1070 x 240mm [BEM469810](#)

**Pocket Spring Mattress – Long Double**  
2030 x 1370 x 240mm [BEM469820](#)

**Pocket Spring Mattress – Queen**  
2030 x 1520 x 240mm [BEM469830](#)



Visit [comfimotion.com.au](http://comfimotion.com.au) for Limited Warranty T&Cs

### Memory Foam - Classic

(Length x Width x Height)

**Long Single Classic**  
2030 x 920 x 200mm [BEM469910](#)

**King Single Classic**  
2030 x 1070 x 200mm [BEM469920](#)

**Long Double Classic**  
2030 x 1370 x 250mm [BEM469922](#)

**Queen Classic**  
2030 x 1520 x 250mm [BEM469924](#)

### Memory Foam - Pressure Care

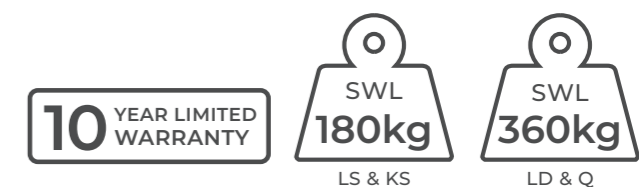
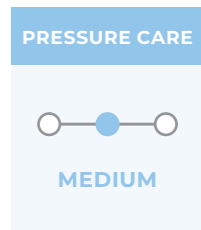
(Length x Width x Height)

**Long Single Pressure Care**  
2030 x 920 x 200mm [BEM469930](#)

**King Single Pressure Care**  
2030 x 1070 x 200mm [BEM469940](#)

**Long Double Pressure Care**  
2030 x 1370 x 250mm [BEM469942](#)

**Queen Pressure Care**  
2030 x 1520 x 250mm [BEM469944](#)



Visit [comfimotion.com.au](http://comfimotion.com.au) for Limited Warranty T&Cs

## Clinical Considerations

**Accessibility and Inclusivity:** Unexposed bed surround with padded upholstery removes gaps between beds in co-sleeping arrangements and promotes safe entry and exit.

**User Independence:** Height adjustability improves user mobility and assists carers with manual handling.

**Flexible Positioning:** Caters to various user requirements such as respiratory conditions, snoring, sleep apnoea, pressure redistribution, joint or muscle pain, lymphoedema and swelling.

**Vision and Hand Function:** Handset with a clear and intuitive button display, assists users with reduced vision or hand function.

**Falls Prevention:** Integrated bed lighting and a minimum platform height of 195mm (Activ Care) and 280mm (Care and Relax) helps to reduce the likelihood and severity of falls in the home.

**User Safety:** Battery backup provides peace of mind in the event of a power outage (Standard on Activ Care, optional accessory on Care).


## Headboards



### Allure

Stylish freestanding headboard  
Subtle square padded design

Long Single **BEA830120**  
King Single **BEA830130**  
Long Double **BEA830132**  
Queen **BEA830134**  
King **BEA830136**



### Chesterfield

Stylish freestanding headboard  
Chesterfield padded design

Long Single **BEA830100**  
King Single **BEA830110**  
Long Double **BEA830112**  
Queen **BEA830114**  
King **BEA830116**

## Pillows



### Breeze Cooling Gel Memory Foam

- Adaptive and supportive sleep surface
  - Helps regulate sleep surface temperature
  - Accommodates side and back sleepers
- BEP050100**



### Plush Memory Foam and Fibrefill

- Familiar sleep surface
  - Improved head and neck support
  - Accommodates side and back sleepers
- BEP050110**

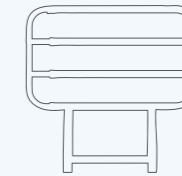
## Accessories

Function & Style Support



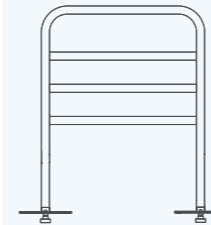
### Crook Handle Bed Stick

Care/Relax Bed **BEA830200**  
Activ Care Bed **BEA830211**  
Provides multiple grip points to assist repositioning in bed, and safe entry and exit.



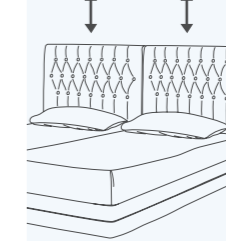
### Extendable Side Rail

Activ Care Bed **BEA830205**  
Provides a telescoping bed rail support for users at risk of falls.



### Bed Rail

Care/Relax Bed **BEA830210**  
Activ Care Bed **BEA830212**  
Improves bed edge awareness and offers multiple grip points for repositioning and bed mobility.



### Split King Upgrade Kit

Activ Care Bed LS & KS only **BEA830230**  
Ensures simultaneous Hi-Lo platform movement whilst still allowing individual positioning requirements when beds are in partner configuration.



### Simplified Handset

Activ Care Bed **BEA830214**  
For clients with reduced cognitive ability.



### Partner Handset

Activ Care Bed **BEA830213**  
Allows double and queen beds to be operated from either side of the bed.



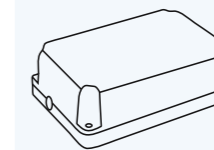
Standard



Large

### Large Accessibility Castors

Care Bed only (4 x required) **MWT451080**  
Larger castors raise the bed frame to 155mm, facilitating overbed table and patient lifter access.



### Battery Backup

Care Bed  
\*Standard on Activ Care Bed **BEA830220**  
Provides peace of mind in the event of a power outage.


# Collection Summary

## Beds



Care Adjustable Bed – (LS) _____	<a href="#">BEB046720</a>	Activ Care Adjustable Bed – (LS) _____	<a href="#">BEB046740</a>
Care Adjustable Bed – (KS) _____	<a href="#">BEB046730</a>	Activ Care Adjustable Bed – (KS) _____	<a href="#">BEB046750</a>
Relax Adjustable Bed – (LS) _____	<a href="#">BEB046900</a>	Activ Care Adjustable Bed – (LD) _____	<a href="#">BEB046760</a>
Relax Adjustable Bed – (KS) _____	<a href="#">BEB046910</a>	Activ Care Adjustable Bed – (Q) _____	<a href="#">BEB046770</a>
Relax Adjustable Bed – (LD) _____	<a href="#">BEB046920</a>	Fixed Companion Bed – (LS) _____	<a href="#">BEB046800</a>
Relax Adjustable Bed – (Q) _____	<a href="#">BEB046930</a>		

## Mattresses



Pocket Spring Mattress – (LS) _____	<a href="#">BEM469800</a>	Memory Foam Mattress – Pressure Care (LS) _____	<a href="#">BEM469930</a>
Pocket Spring Mattress – (KS) _____	<a href="#">BEM469810</a>	Memory Foam Mattress – Pressure Care (KS) _____	<a href="#">BEM469940</a>
Pocket Spring Mattress – (LD) _____	<a href="#">BEM469820</a>	Memory Foam Mattress – Pressure Care (LD) _____	<a href="#">BEM469942</a>
Pocket Spring Mattress – (Q) _____	<a href="#">BEM469830</a>	Memory Foam Mattress – Pressure Care (Q) _____	<a href="#">BEM469944</a>
Memory Foam Mattress – Classic (LS) _____	<a href="#">BEM469910</a>		
Memory Foam Mattress – Classic (KS) _____	<a href="#">BEM469920</a>		
Memory Foam Mattress – Classic (LD) _____	<a href="#">BEM469922</a>		
Memory Foam Mattress – Classic (Q) _____	<a href="#">BEM469924</a>		

## Headboards



Allure Headboard – (LS) _____	<a href="#">BEA830120</a>	Chesterfield Headboard – (LS) _____	<a href="#">BEA830100</a>
Allure Headboard – (KS) _____	<a href="#">BEA830130</a>	Chesterfield Headboard – (KS) _____	<a href="#">BEA830110</a>
Allure Headboard – (LD) _____	<a href="#">BEA830132</a>	Chesterfield Headboard – (LD) _____	<a href="#">BEA830112</a>
Allure Headboard – (Q) _____	<a href="#">BEA830134</a>	Chesterfield Headboard – (Q) _____	<a href="#">BEA830114</a>
Allure Headboard – (K) _____	<a href="#">BEA830136</a>	Chesterfield Headboard – (K) _____	<a href="#">BEA830116</a>

## Pillows



Breeze Pillow _____	<a href="#">BEP050100</a>	Plush Pillow _____	<a href="#">BEP050110</a>
---------------------	---------------------------	--------------------	---------------------------

## Accessories



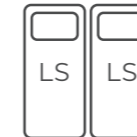
Crook Handle Bed Stick – Care/Relax Bed _____	<a href="#">BEA830200</a>	Large Accessibility Castors – Care Bed _____	<a href="#">MWT451080</a>
Crook Handle Bed Stick – Activ Care Bed _____	<a href="#">BEA830211</a>	Battery Backup – Care/Relax Bed _____	<a href="#">BEA830220</a>
Bed Rail – Care/Relax Bed _____	<a href="#">BEA830210</a>	Split King Upgrade Kit – Activ Care Bed _____	<a href="#">BEA830230</a>
Bed Rail – Activ Care Bed _____	<a href="#">BEA830212</a>	Simplified Handset – Activ Care Bed _____	<a href="#">BEA830214</a>
Extendable Bed Rail _____	<a href="#">BEA830205</a>	Partner Handset – Activ Care Bed _____	<a href="#">BEA830213</a>

# Configurations for Companions

Whichever ComfiMotion package you select, rest assured there is a companion solution available to suit those wishing to sleep alongside any ComfiMotion Adjustable bed.

## What to Order

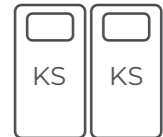
**KING**  
2030 x 1840



**KING PLUS**  
2030 x 1990



**SUPERKING**  
2030 x 2140



### Combine any two singles below:

Care Long Single _____	<a href="#">BEB046720</a>
Active Care Long Single _____	<a href="#">BEB046740</a>
Fixed Long Single _____	<a href="#">BEB046800</a>
Relax Long Single _____	<a href="#">BEB046900</a>

### Combine any single with king single below:

Relax Long Single _____	<a href="#">BEB046900</a>
Care Long Single _____	<a href="#">BEB046720</a>
Active Care Long Single _____	<a href="#">BEB046740</a>
Fixed Long Single _____	<a href="#">BEB046800</a>
Relax King Single _____	<a href="#">BEB046910</a>
Care King Single _____	<a href="#">BEB046730</a>
Active Care King Single _____	<a href="#">BEB046750</a>

### Combine any two king singles below:

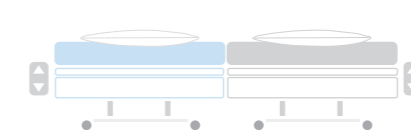
Care King Single _____	<a href="#">BEB046730</a>
Active Care King Single _____	<a href="#">BEB046750</a>
Relax King Single _____	<a href="#">BEB046910</a>

*Long Double and Queen Beds can not be paired with other beds in the range.*



### Dual Adjustable Beds

Designed to sit flush when positioned together to enable close monitoring and enhanced care. This configuration offers the flexibility of independent adjustability, without compromising on the sense of inclusivity and intimacy between partners.



### Split King Upgrade Kit

Ensures simultaneous Hi-Lo platform movement whilst still allowing individual positioning requirements when beds are in partner configuration.



### Fixed Companion Bed

Matching single bed without any adjustability designed to sit flush when positioned together. It facilitates a side-by-side sleeping arrangement at a fixed height of 370mm, without compromising on the users care and assistance requirements.

### Split King Upgrade Kit [BEA830230](#)

*Compatible with active care bed*

### Fixed Companion Bed – (LS) 2030 x 920 x 370mm [BEB046800](#)

LS – Long Single

KS – King Single

LD – Long Double

Q – Queen

K – King



**AIDACARE PTY LTD**

Building 3A, 1 Moorebank Avenue,  
Moorebank NSW 2170  
Australia

1300 133 120 | [aidacare.com.au](http://aidacare.com.au)

**AIDACARE LIMITED**

Arcadia House, Maritime Walk,  
Ocean Village, Southampton SO14 3TL  
United Kingdom

01622 541235 | [aidacare.co.uk](http://aidacare.co.uk)

MADE IN PRC

ASBR28.96 040624

