



HEALTH PURCHASING VICTORIA EQUIPMENT CATALOGUE

JUNE 2020



Quality Equipment
Enterprise Solutions
Home & Community





State Wide Distribution Network

AIDACARE

- ⚡ **MELBOURNE NORTH**
 82 Albion St,
 Brunswick East VIC 3057
 Tel: (03) 9981 2100
 Fax: (03) 9384 2088
- ⚡ **BENDIGO**
 51 Bridge St,
 Bendigo VIC 3550
 Tel: (03) 5441 8213
 Fax: (03) 5441 7762
- ⚡ **EPPING**
 710 High Street,
 Epping VIC, 3076
 Tel: (03) 9981 2220
- ⚡ **MELBOURNE SOUTH**
 313 Warrigal Rd,
 Cheltenham VIC 3192
 Tel: (03) 9584 1644
 Fax: (03) 9584 0562
- ⚡ **MILDURA**
 18 Eighth Street
 Mildura VIC 3500
 Tel: (03) 5022 0755
 Fax: (03) 5021 1845
- ⚡ **MELBOURNE DC / OFFICE**
 49 Temple Drive,
 Thomastown VIC, 3074
 Tel: (03) 9981 2100
 Fax: (03) 9384 2088
- ⚡ **BARWON**
 38 - 42 Mercer Street
 Geelong VIC 3220
 Tel: (03) 5223 2263
 Fax: (03) 5223 2269



SUB-CONTRACT


- ① Able Living Group - Mont Albert
- ② Able Living Group - Heidelberg West
- ③ Access Rehabilitation Equipment
- ④ Action Aids Australia
- ⑤ Alter/VHHE
- ⑥ Rehab Hire
- ⑦ South West Healthcare Supplies

CALL 1300 133 120

Call this number to be automatically diverted to your local Aidacare office (for the price of a local call).


Aidacare Resources

Aidacare Online

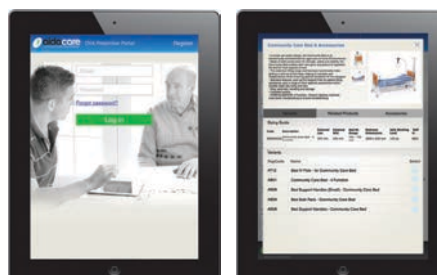


www.aidacare.com.au

eRAP: DVA Prescriber Portal



erap.aidacare.com.au
1300 888 052





Product Index

Bedroom p 04

Aged Care Beds04
- FL250 Floorline Bed	- FL250 Accessories
- FL250 Floorline Bedends and Control panels	
Mattresses06
- Lifecomfort Hybrid Static & Alternating Mattress	- Lifecomfort Active Air 8 Acute Mattress Replacement
- Lifecomfort Hybrid Acute Static & Alternating Mattress	

Hospital p 08

Patient Trolleys08
- Aspire Advanced Electric Emergency Stretcher	- Aspire Emergency Hydraulic Stretcher
- Aspire Advanced Hydraulic Emergency Stretcher	



Aged Care Beds



aidacare FL250

TOP SELLER



FL250 Floorline Bed

- 110mm Low Height / 740mm Max Height
- Four Section Wipe Clean Mattress Platform
- Powered Backrest 0 - 60°, Powered Knee Break 0 - 35°
- Auto-Regression in Backrest and Knee Break
- Trendelenburg / Reverse Trendelenburg
- Underbed Lighting for Falls Prevention
- Intelligent Wall Protection Buffer
- Integrated Bed Extension to 100mm and 200mm
- One Button Chair Positioning
- One Button Optimum Ingress / Exit and CPR
- Foot-end control panel

Standard Bed Ends (sold separately)



BEB046200



Attendant Control Panel

Functions



Locking Castors

Brakes automatically lock when bed reaches it's lowest height. Brakes are located within the footprint of the bed, minimising any trip hazard for the caregiver and resident alike. Brakes are easily accessible at all heights.



Extendable Patient Surface

Integrated bed extension to 100mm or 200mm including foot end mattress retainer.



Aidacare FL250 Floorline Bed



One Button Chair Positioning

Optimum Ingress / Exit and CPR Height



Powered Backrest from 0 - 60°

Powered Knee Break from 0 - 35°

Integrated Bed Extension of 100mm and 200mm

Underbed Clearance Minimum of 30mm

Underbed Lighting for Falls Prevention



Handset



Electronics



Frame




Four Section Wipe Clean Mattress Platform

110mm Low Height, 740mm Max Height

Auto-Regression in Backrest and Knee Break for Shear-Force Reduction



Handset and Attendant Control Panel - Both Backlit and Lockable



In-line Central Locking Brakes, and 8 x 75mm Twin Castors

Intelligent Wall Protection Buffer

Mattress Retainers at Sides / Foot End

Trendelenburg / Reverse Trendelenburg

Auto Locking Brakes

Code	Description	Mattress Dimensions	Overall Width	Overall Length	Length Extension	Product Weight	S.W.L
BEB046100	FL250 Floorline Bed - Single	2000 x 900 mm	900 mm	2088 - 2288 mm	100 - 200 mm	105 kg	250 kg
BEB046150	FL250 Floorline Bed - King Single	2000 x 1060 mm	1060 mm	2088 - 2288 mm	100 - 200 mm	115 kg	250 kg


Bed End Sets with Attendant Control Panel (Sold Separately)

Code	Description
BEB046200	Bed End Set - Single - Tahoe (SublimeTeak)
BEB046220	Bed End Set - King Single - Tahoe (SublimeTeak)

Standard Bed Ends and Side Panels



Tahoe Sublime Teak



Sublime Teak

Enhancing Accessories

Code	Description	Code	Description
BEB046520	Grab Assist Bar/Pole	BEB046650	Castor - Total Locking
BEB046599	Hand Control	GSP391200	Actuator - Backrest
BEB046630	Castor - Directional Locking	GSP391210	Actuator - Hi/Lo
BEB046640	Castor - Non Locking	GSP391220	Actuator - Legrest



Split Folding Side Rails
BEB046525



Self Help Pole
BEB046540



IV Pole
BEB046530

Mattresses

Brochures available.
Please contact us for a copy.



L Low Risk - Comfort

M Medium Risk - Prevention Management

H High Risk - Prevention & Recuperation Management

V Very High Risk - Prevention & Recuperation Management



Lifecomfort Hybrid Static & Alternating Mattress



The Lifecomfort Hybrid Mattress offers foam-in-cell technology - enabling flexible operation as either a high comfort foam static support surface or powered-up alternating pressure support surface.

- **Intelligent Hose Management** - when not in use the air-hose can be stored internally, reducing infection control and OH&S issues.
- **Optimised Heel Protection** - a 12° tapered heel zone redistributes pressure up the lower leg, away from the vulnerable heel region. The castellated surface collapses in a wave-like movement reducing shear.
- **Integrated Shear Reduction** - the memory foam overlay moves independently of the underlying cells, reducing shear as the bed profiles.
- **Memory Foam Top Layer** - integrated memory foam overlay improves immersion, envelopment and comfort.



Code	Description	Height	Width	Length	No. Of Cells	Static Head Cells	Cell Cycle	Cycle Time	S.W.L	Warranty	DVA:
PTM638010K	Hybrid - Single	170 mm	895 mm	1980 mm	9	3	1 in 2	11 mins	180 kg	5 Years Foam / 2Years Cover	AB14
PTM638015	Hybrid - King Single	170 mm	1050 mm	1980 mm	9	3	1 in 2	11 mins	180 kg		AB14
PTM638030	Digital Pump	230 mm	320 mm	130 mm						2Years	AB14



Lifecomfort Hybrid Acute Static & Alternating Mattress



The Lifecomfort Hybrid Acute (230kg) Mattress Systems offer foam-in-cell technology - enabling flexible operation as either a high comfort foam static support surface or powered-up alternating pressure support surface.

- **Intelligent Hose Management** - when not in use the air-hose can be stored internally, reducing infection control and OH&S issues.
- **Optimised Heel Protection** - a 12° tapered heel zone redistributes pressure up the lower leg, away from the vulnerable heel region. The castellated surface collapses in a wave-like movement reducing shear.
- **Integrated Shear Reduction** - the memory foam overlay moves independently of the underlying cells, reducing shear as the bed profiles.
- **Memory Foam Top Layer** - integrated memory foam overlay improves immersion, envelopment and comfort.



Code	Description	Height	Width	Length	No. Of Cells	Static Head Cells	Cell Cycle	Cycle Time	S.W.L	Warranty	DVA:
PTM638020	Hybrid Acute - Single	170 mm	895 mm	1980 mm	9	3	1 in 2	11 mins	230 kg	5 Years Foam / 2Years Cover	AB14
PTM638025	Hybrid Acute - King Single	170 mm	1050 mm	1980 mm	9	3	1 in 2	11 mins	230 kg		AB14
PTM638030	Digital Pump	230 mm	320 mm	130 mm						2Years	AB14
GSP494453	Replacement Cover - Hybrid Acute Single *No Memory Foam Topper Insert										
GSP494454	Replacement Cover - Hybrid Acute King Single *No Memory Foam Topper Insert										



Lifecomfort Active Air 8 Acute Mattress Replacement



The Active Air Acute 8 is a dynamic mattress replacement suitable for users at "Very High Risk" of Pressure Injury. Featuring AUTODETECT, and AUTOPROTECT, together with CELL-IN-CELL technology, the Active Air Acute 8 provides the highest levels of care into Acute and Long Term care environments. The Active Air 8's innovative features ensure lowest interface pressures with an easy-to-use digital pump.

- Breathable multi-stretch cover
- Patented cable lock protection
- Integrated cable management
- Welded seams and zip protection
- Simple and easy to operate digital pump
- 8" Mattress replacement



Code	Description	Height	Width	Length	No. Of Cells	Static Head Cells	Cell Cycle	Cycle Time	S.W.L	Warranty	DVA:
PTM639400	Active Air Acute 8" Mattress Replacement - Single	200 mm	900 mm	2000 mm	24	3	1 in 3	10/15/20/25/30 mins	250 kg	2yr/1yr	AB14
PTM639410	Active Air Acute 8" Mattress Replacement - King Single	200 mm	1050 mm	2000 mm	24	3	1 in 3	10/15/20/25/30 mins	250 kg	2yr/1yr	AB14

Patient Trolleys



For more information, please visit our Hospital Equipment Range Catalogue

Aspire Advanced Emergency Electric Stretcher



- Electric operated lift, tilt, back raise, Trendelenburg and reverse Trendelenburg functions
- Heavy Duty 225kg Safe Working Load
- Full length sliding X-ray deck ensures complete spinal coverage
- Comfortable 100mm foam mattress with multi-stretch cover
- Safety straps for staff and patient security
- CPR functions integrated on either side for rapid response time
- Collapsible vertical side rails fold away below the patient surface
- Fold-away carer push handles to maximise workspace
- 200mm castors minimise rolling resistance

- Fifth wheel improves steering and reduces manual handling burden in transportation
- Central and Directional Locking functions
- Molded base cover facilitates cleaning and supports infection control processes
- Large corner bumpers minimise wear and tear on equipment and facilities
- Intuitive design and function layout from Red Dot design winning team
- **Standard Inclusions: Mattress, IV Pole, O2 Holder, Urine Bag Hooks & Accessory Slots**



Code	Description	Overall Length	Overall Width	Overall Height	Patient Surface Length	Patient Surface Width	Backrest Angle	Trendelenburg	Castor Size
TSE674230	Aspire Advanced Emergency Electric Stretcher	2140 mm	840 mm	600 - 910 mm	1920 mm	600 mm	0° to 70°	-12° to 12°	200mm



Aspire Advanced Emergency Stretcher



- Foot operated hydraulic lift, tilt, back raise, Trendelenburg and reverse Trendelenburg functions
- Full length sliding X-ray deck ensures complete spinal coverage
- Safety straps and CPR functions integrated on either side for rapid response time
- 100mm foam mattress with multi-stretch cover
- Collapsible vertical side rails fold away below the patient surface
- Trendelenburg functionality from -12° to 12° and backrest angle from 0° to 90°
- Intuitive design and function layout from Red Dot design winning team
- **Standard Inclusions: Mattress, IV Pole, O2 Holder, Urine Bag Hooks & Accessory Slots**



Code	Description	Overall Length	Overall Width	Overall Height	Patient Surface Length	Patient Surface Width
TSE674210	Advanced Emergency Stretcher	2140 mm	840 mm	600 - 910 mm	1955 mm	600 mm
TSE674220	Advanced Emergency Stretcher - Wide	2140 mm	940 mm	600 - 910 mm	1955 mm	700 mm



Aspire Emergency Stretcher



- Foot operated hydraulic lift, tilt, back raise, Trendelenburg and reverse Trendelenburg functions
- 100mm foam mattress with multi-stretch cover
- CPR functions integrated on either side for rapid response time
- Collapsible horizontal side rails fold away below the patient surface
- Trendelenburg functionality from -12° to 12° and backrest angle from 0° to 70°
- **Standard Inclusions: Mattress, IV Pole, O2 Holder, Urine Bag Hooks & Accessory Slots**



Code	Description	Overall Length	Overall Width	Overall Height	Patient Surface Length	Patient Surface Width
TSE674200	Emergency Stretcher	2140 mm	840 mm	590 - 900 mm	1920 mm	600 mm

*Pictured without Mattress





1300 133 120
www.aidacare.com.au

